






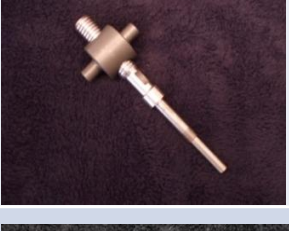



# PRODUCT GALLERY



**Section Two**  
**Complex Precision**  
**Turned Parts**

	Product	Application	Annual Volume	Material
	Piston	Automotive Braking	3,000K	6061 Aluminum
	Spool	Automotive Transmission Control Valve	1,000M	52100
	Connector	Automotive Power Steering	120K	1141
	Outer Control Valve	Automotive ABS	180K	1215
	Punch	Chemical Pelletizer	300K	4140
	Pintle	Automotive Oxygen Sensor	5,000K	303 Stainless
	Clutch Race	Automotive Transmission	500K	1151M

	Product	Application	Volume	Material
	Sleeve	Automotive Transmission Oil Pump	2,000K	1215
	Banjo Bolt	Automotive Braking System	900K	1050
	Inner Control Valve	Automotive ABS Braking System	180K	1215
	Poppet	Mobile Hydraulic Control Valve	100K	1117
	Sub Spool	Automotive Power Steering	300K	4140
	Bolt	Automotive Chassis	1,300K	4148
	Fan Drive Shaft	Automotive Fan Clutch	300K	1141

	Product	Application	Annual Volume	Material
	Switch Piston	Automotive Braking	3,000K	1215
	Metering Pin	Automotive Braking Systems	5,000K	1215
	Valve Stem	Oxygen Sensor Valve	300K	303 Stainless
	Tilt & Rake Assembly	Automotive Steering Column	120K	1215 1147
	Control Valve	Truck Braking	40K	1215
	Eccentric Shaft	Wheel Chair	20K	7075 Aluminum
	Servo Lead Screw	Automotive ABS Braking System	2,000M	303 Stainless